
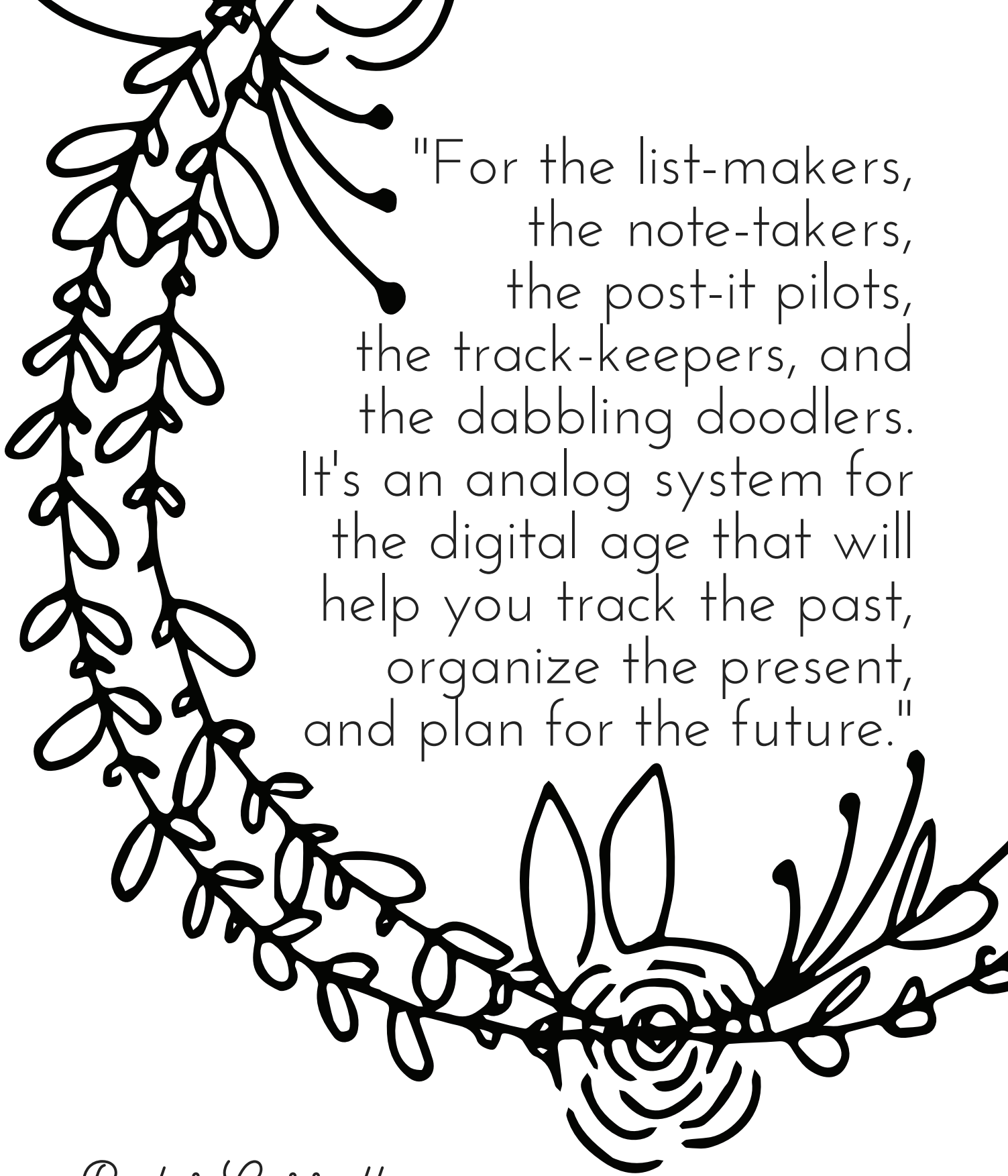


Created by Gabi at letsgababoutbooks.com

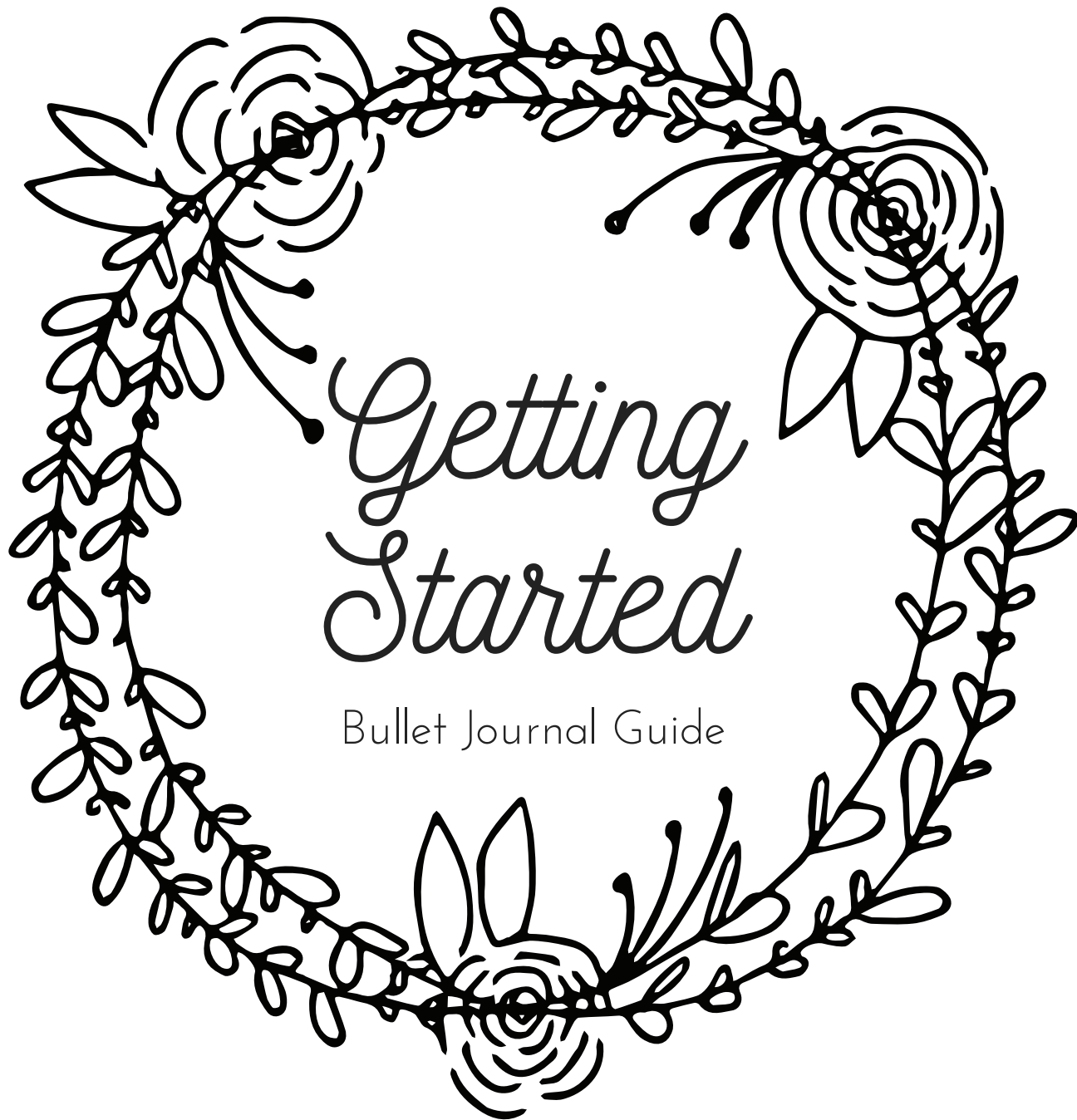


Designed by Gabriella Dahlin
letsgababoutbooks.com



"For the list-makers,
the note-takers,
the post-it pilots,
the track-keepers, and
the dabbling doodlers.
It's an analog system for
the digital age that will
help you track the past,
organize the present,
and plan for the future."

- *Ryder Carroll*
Inventor of the Bullet Journal




Getting Started

Bullet Journal Guide



Getting Started



Step 1: Index

- Title the first four pages of your journal for you index.
- Whenever you add a new entry (collection or log), index it here.
- The Index is a snapshot of everything that is inside your journal, and is helpful for easy access to collections.
- Only index things that you would like to reference in the future.

Step 2: Future Log

- Title the next four pages of your journal with Future Log
- This is where you put future events and tasks that you would like to remember
- Check back on your future log and update it regularly.
- If you have an online calendar, you can focus on adding items here that you want to keep an eye on, rather than every daily event.

Step 3: Monthly Log

- Each monthly log is made up of two facing pages.
- Title the left page of the spread with the Month and year.
- List each day of the month so you can track events and important memories here.
- Title the right page of the spread as Tasks.
- Add tasks here that you want to get done this month, as well as tasks migrated from previous weeks and months.

Step 4: Daily Log

- Title the page with the day of the week and the date.
- Rapid log tasks, events, and notes using their specified bullet notations.
- This log should be looked at frequently and updated as you finish tasks and add new ones.



Bullets

- Tasks
- x Task complete
- > Task migrated
- < Task scheduled
- Event
- Note

Signifiers

- * Priority
- ! Inspiration
- 👁️ Explore



Rapid Logging

"Rapid Logging is the language in which the Bullet Journal is written. It consists of four components: topics, page numbers, short sentences, and bullets." This is true for every entry in your bullet journal.

Collections

Collections are composed of related ideas and are typically filled with bullets and signifiers. Collections could be anything! Some ideas include goals, illustrations, mind maps, meeting notes, class notes, reading notes, shopping lists, health tracking, and literally anything else you could imagine! Don't forget to add a title and index the collection.

Migration

Migration is "the difference between living busy and being productive." It is important that you review old monthly and daily logs for tasks to either: migrate the tasks to the new log, strike out old tasks that are no longer necessary, or schedule tasks in the future log.



*Designs
& Hand Lettering*

Bullet Journal Guide



Basic Faux Calligraphy

a b c d e f

g h i j k l

m n o p q r

s t u v w x

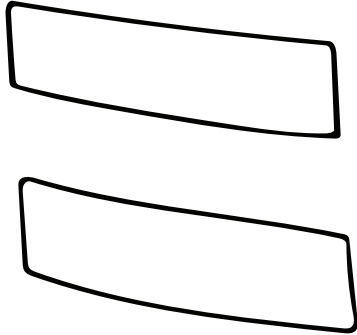
y z

august → august




Banners step-by-step


1.



2.




3.




1.




2.




3.



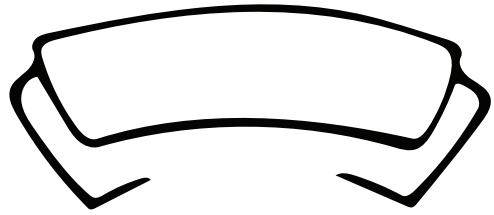
4.




1.



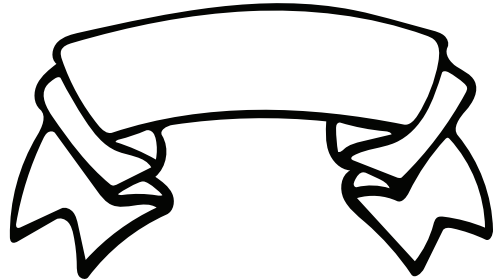
2.



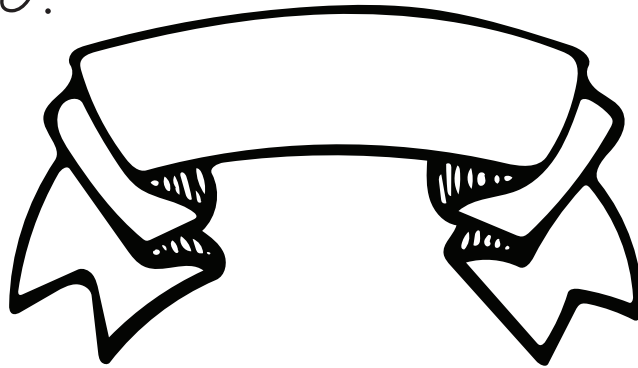
3.




4.




5.




1.




2.



3.




4.






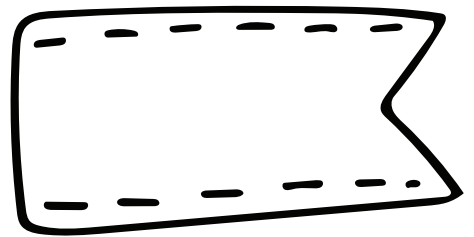


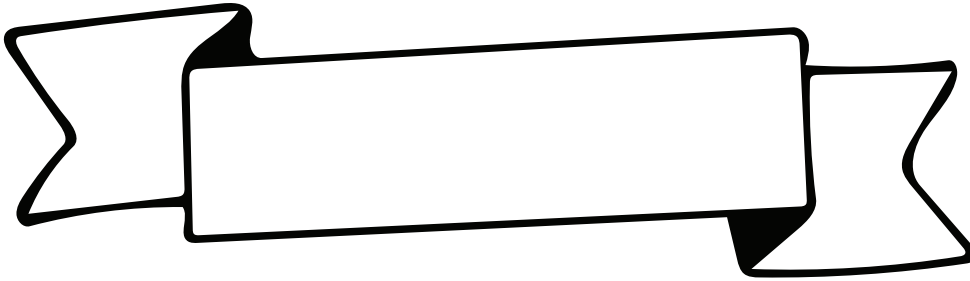

1.





2.



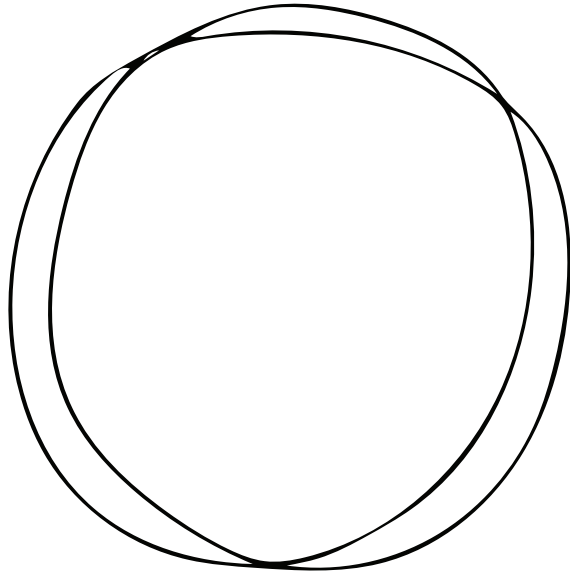
3.



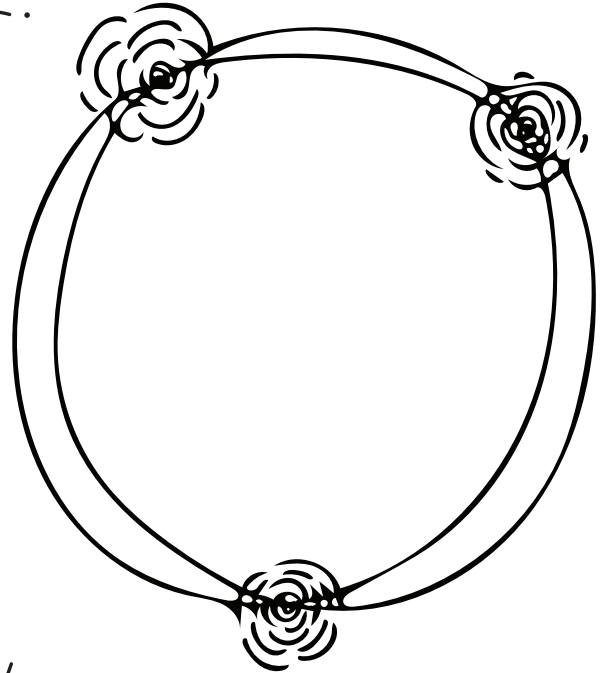


Floral Frame step-by-step


1.



2.




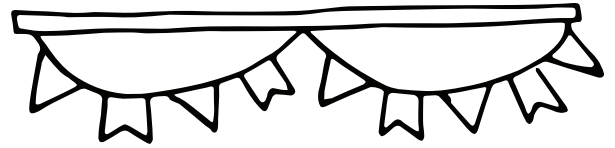
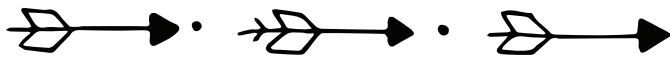



3.










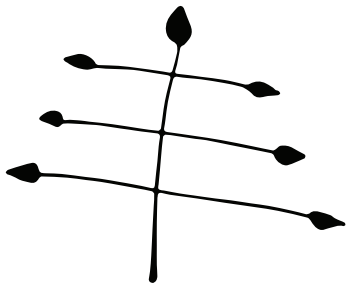





4.





Miscellaneous doodle ideas



Sept 25-29



- Staff meeting @ 9pm
- book review



- DUTY @ 5:00pm
- go over syllabus
- prep planner



- CLIS 520 @ 10:30am
- read article



- CLIS 570 @ 10:30am
- read chapters 1-3



- duty @ 5:00pm
- Read YA book

SEPT
25-29

MONDAY • 25

TUESDAY • 26

WEDNESDAY • 27

THURSDAY • 28





September
2017

25 monday


26 tuesday



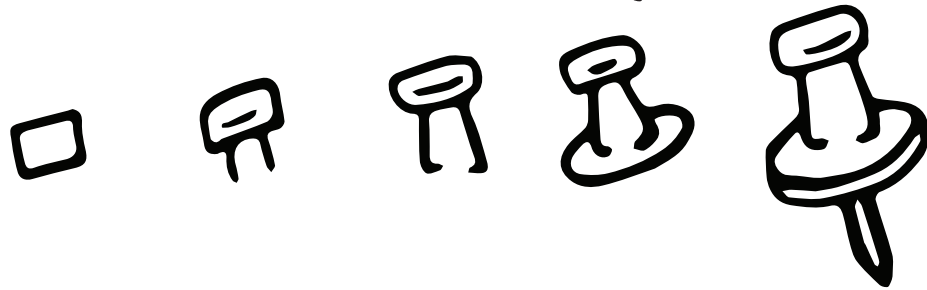
Various Examples




Rose How-to



Thumb Tack How-to




Calendar How-to



Planner Icons



Frames



Weather





Fun Farts

Bullet Journal Guide



Oh Wonder

A a B b C c D d

E e F f G g H h

I i J j K k L l

M m N n O o P p

Q q R r S s T t

U u V v W w X x

Y y Z z

OH WONDER SANS

A B C D

E F G H

I J K L

M N O P

Q R S T

U V W X

Y Z

LEMON/MILK

A B C D

E F G H

I J K L

M N O P

Q R S T

U V W X

Y Z

MADÉ like script

A a B b C c D d

E e F f G g H h

I i J j K k L l

M m N n O o P p

Q q R r S s T t

U u V v W w X x

Y y Z z

LITTLE WIZZY

A

B

C

D

E

F

G

H

I

J

K

L

M

N

O

P

Q

R

S

T

U

V

W

X

Y

Z

Brusher

A a B b C c D d

E e F f G g H h

I i J j K k L l

M m N n O o P p

Q q R r S s T t

U u V v W w X x

Y y Z z

Nickainley

Aa Bb Cc Dd

Ee Ff Gg Hh

Ii Jj Kk Ll

Mm Nn Oo Pp

Qq Rr Ss Tt

Uu Vv Ww Xx

Yy Zz

Pirou

A a B b C c D d

E e F f G g H h

I i J j K k L l

M m N n O o P p

Q q R r S s T t

U u V v W w X x

Y y Z z

CANTER BOLD 3D



Grand Hotel

A a B b C c D d

E e F f G g H h


I i J j K k L l

M m N n O o P p

Q q R r S s T t

U u V v W w X x

Y y Z z



Designed by Gabriella Dahlin